


About Propane Gas...

Propane has an unusual odor, sort of like decayed cabbage, a dead mouse, garlic or rotten eggs. Ask your delivery man to let you smell the gas. Learn to identify this odor now.




Leaking propane is heavier than air and without proper ventilation can collect in low places like basements, pits, on the floor, etc.

If ignited, propane will burn or explode.

If you smell gas, there is the possibility of fire or explosion.

If The Odor Is *Slight*...


1. Open windows and doors to increase ventilation.



2. Do not light matches or cigarettes.



3. Do not operate switches, electrical appliances or thermostats.



4. Check to be sure pilot lights are burning or perhaps a burner valve is partially on.

5. If the source of the leak cannot be found and corrected, or if odor persists, leave the building. Call your gas supplier from a neighbor's phone.

If The Odor is *Strong*...

1. Do not light matches or cigarettes.




2. Do not operate switches, electric appliances or thermostats.



3. Get everyone out of the building and shut off the propane supply at the container.




4. Call your gas supplier from your neighbors phone. Ask your gas supplier where the shutoff valve is located if you are not sure. **DO NOT** go back into the building.



Safety Is Common Sense To Avoid Accidents:

1. Have gas appliances installed by your propane supplier.

2. Make sure your present appliances are properly vented (when required). Poisonous carbon monoxide can be produced from improperly installed appliances.



Ask your propane supplier to inspect your venting systems.

3. Keep combustibles away from open flame. Curtains, paper, wood, gasoline, cleaning fluids, etc., can catch fire.

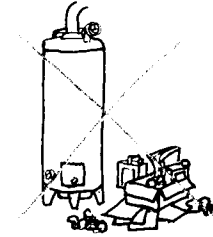


5. When lighting a burner or pilot, light match first, then turn on the gas. (Follow instructions on the appliance).

6. Keep burner areas clean.



4. Have a BC rated extinguisher handy. Be sure it is charged. Know how to use it.



7. If flame goes out, shut off appliance valves and allow gas to dissipate before relighting. If burner will not stay lit, call your gas supplier.

Tampering is
DANGEROUS



9. Do not repair appliances or your gas system yourself. Call your gas supplier.




11. Use only approved appliances. Look for a certified seal.



8. Do not remove gas appliances without closing the shutoff valve in the line supplying that appliance, or the supply shutoff valve on your gas container. Plug or cap open lines. Call your gas supplier and notify him of the unused line.

10. Keep your head away from the valves on your gas tank or cylinder. A sudden discharge could result in injury.



12. If you smell gas near your tank or cylinder, call your gas supplier.

If You Run Out of Gas...

Call your propane supplier for assistance.
You should:



1. Shut off the main gas supply valve at your tank or cylinder. Learn where this supply shutoff valve is located by asking your gas supplier.

2. Shut off all appliance burner and pilot valves. Know where these are. Instructions should be on or with the appliance.
3. When your gas service is restored, to avoid hazards, have your gas supplier turn the valves back on, light the pilots and check the controls. Be sure all appliances are checked.

